




Mo Series
PERC Mono
All Black Bifacial Glass Module

400-415W 108



Product Features



Double sided power generation

The gain of double-sided power generation increases with the back light exposure, reaching up to 25% significantly reducing LCOE.



Better power generation performance

The series parallel design reduces the series resistance R_s and reduces internal electrical performance losses



Excellent low light performance

It can output more electricity under low light conditions such as hazy cloudy days, morning and evening.



Visual total black

All black design, more harmonious and beautiful application scenarios.

Product System And Certification

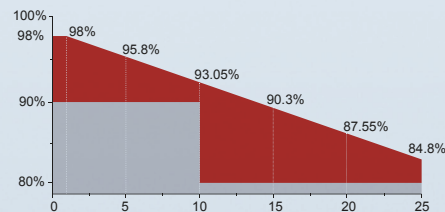
- ISO 9001
- ISO 14001
- ISO 45001
- IEC 61215
- IEC 61730



Add.: Changzhi, Shanxi, China
 Tel: +86 355 5916888
 Email: info@luansolar.com
 https://www.luansolar.com

Leading Quality Standards

15 year Quality assurance	30 year Power guarantee	-0.55 % Annual decay
-------------------------------------	-----------------------------------	--------------------------------



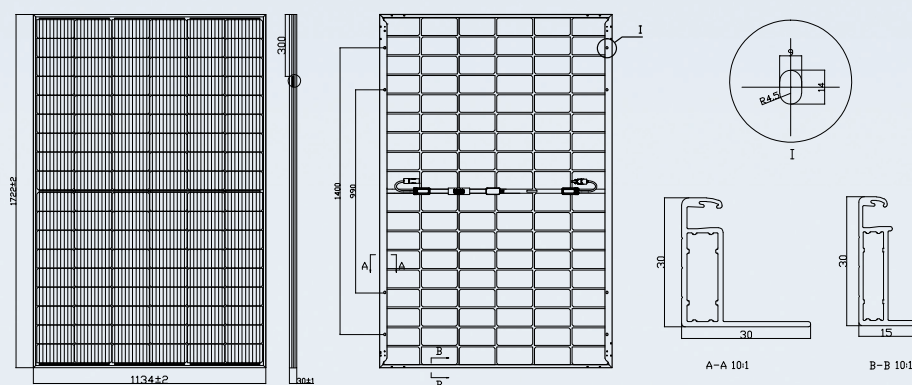
Mechanical Parameters

Cell	P-type PERC (108)
Dimensions	1722±2mm×1134±2mm×30±1mm
Weight	24kg±3%
Glass	2.0mm AR coating heatstrengthened glass,low iron
Frame	Black anodized aluminium alloy
Junction box	IP68, 3 diodes
Wireway	4mm ² , 350mm (+) /350mm (-) or customized length
Packaging	36 pieces/pallet
Loading quantity	20GP: 216 pieces , 40GP: 432 pieces , 40HQ: 936pieces, 13 meter truck: 936pieces, 17.5 meter truck: 1152pieces

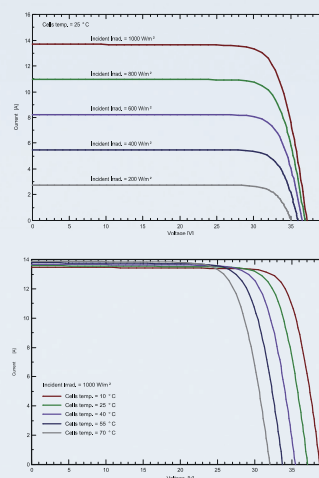
Operation Parameters

Maxsystem voltage	1500V DC
Operating Temperature	-40°C ~+85°C
Fuse's rated current	25A
Maxload front	5400Pa
Maxload back	2400Pa
Normal Operating Cell Temperature	45±2°C
Safety level	Class II
Fire performance	UL Type I

Drawing



I-V Curve



Electrical Parameters

Module	JKL108-B-400MB			JKL108-B-405MB			JKL108-B-410MB			JKL108-B-415MB		
	(FS) STC	(FS) NOCT	(RS) STC	(FS) STC	(FS) NOCT	(RS) STC	(FS) STC	(FS) NOCT	(RS) STC	(FS) STC	(FS) NOCT	(RS) STC
Maximum power [W]	400	301	280	405	304	284	410	308	287	415	311	291
Maximum working voltage [V]	30.81	28.82	30.81	30.94	28.91	30.98	31.05	29.05	31.03	31.16	29.19	31.17
Maximum working current [A]	12.99	10.44	9.11	13.11	10.51	9.17	13.21	10.59	9.25	13.32	10.66	9.34
Open circuit voltage [V]	37.12	34.64	37.11	37.22	34.73	37.21	37.32	34.81	37.31	37.42	34.91	37.41
Short circuit current [A]	13.61	10.99	9.59	13.71	11.07	9.66	13.81	11.15	9.73	13.91	11.23	9.81
EFF [%]	20.48%			20.74%			21.01%			21.25%		
Power tolerance [W]	0 ~+5W											
Short circuit current temperature coefficient	+0.051%/°C											
Open circuit voltage temperature coefficient	-0.260%/°C											
Maximum power temperature coefficient	-0.340%/°C											
STC	Irradiance 1000W/m ² , Cell temperature 25° C,Spectral AM1.5											
NOCT	Irradiance 800W/m ² , Ambient temperature 20°C , Spectrum AM1.5, Wind speed 1m/s											

Note: The electrical performance in this product catalog do not only refer to a single module, or are they promised in the contract. The electrical parameters are only used for comparison between different module types.