



**Ying Series
PERC Mono
Bifacial Glass Module**

655-670W 132



Product Features



Lower electrical losses

The multi-busbar design effectively reduces the impact of hidden cracks and broken and the half cut cell structure effectively reduces the impact of shadow occlusion.



Double sided power generation

The gain of double-sided power generation increases with the back light exposure, reaching up to 25% significantly reducing LCOE.



Better reliability

Strict quality control and TUV Rheinland, CE, testing certification ensure higher module reliability.



Low risk of cracking

Adopting Multi-busbar technology it has stronger ability to resist hidden cracks and prevent breakage.

Product System And Certification

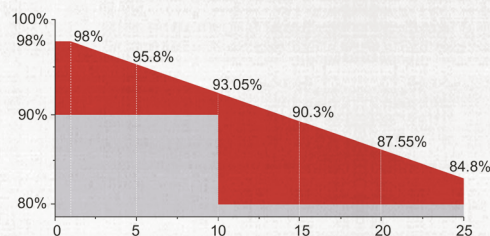
- ISO 9001
- ISO 14001
- ISO 45001
- IEC 61215
- IEC 61730



Add.: Changzhi, Shanxi, China
Tel: +86 355 5916888
Email: info@luansolar.com
https://www.luansolar.com

Leading Quality Standards

| | | |
|-------------------------------------|-----------------------------------|--------------------------------|
| 15 year Quality assurance | 30 year Power guarantee | -0.55 % Annual decay |
|-------------------------------------|-----------------------------------|--------------------------------|



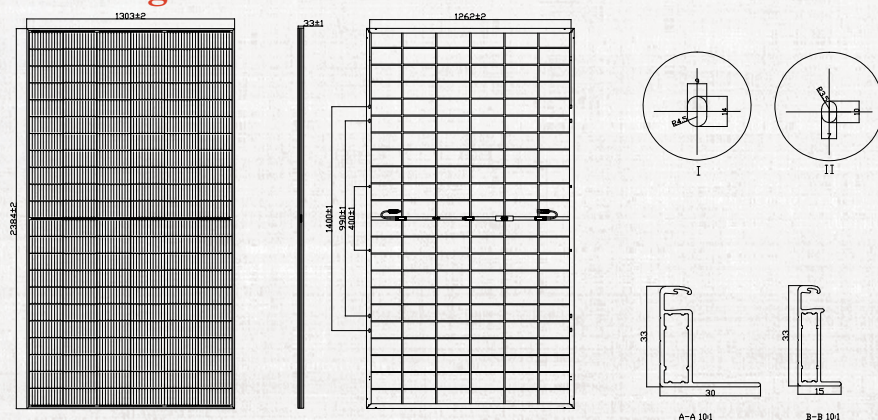
Mechanical Parameters

| | |
|------------------|---|
| Cell | P-type PERC (132) |
| Dimensions | 2384±2mm×1303±2mm×33±1mm |
| Weight | 39kg±3% |
| Glass | 2.0mm AR coating heatstrengthened glass,low iron |
| Frame | Anodized aluminium alloy |
| Junction box | IP68,3 diodes |
| Wireway | 4mm ² , 350mm (+) /350mm (-) or customized length |
| Packaging | 33pieces/pallet |
| Loading quantity | 20GP: 132 pieces, 40GP: 264 pieces, 40HQ: 528pieces, 13 meter truck: 528pieces, 17.5 meter truck: 858pieces |

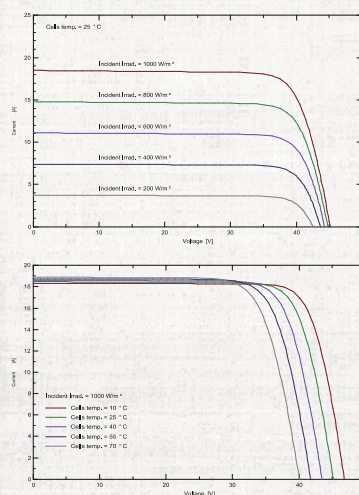
Operation Parameters

| | |
|-----------------------------------|--------------|
| Maxsystem voltage | 1500V DC |
| Operating Temperature | -40°C ~+85°C |
| Fuse's rated current | 30A |
| Maxload front | 5400Pa |
| Maxload back | 2400Pa |
| Normal Operating Cell Temperature | 45±2°C |
| Safety level | Class II |
| Fire performance | UL Type I |

Drawing



I-V Curve



Electrical Parameters

| Module | JKL132-C-655MB | | | JKL132-C-660MB | | | JKL132-C-665MB | | | JKL132-C-670MB | | |
|---|---|-----------|----------|----------------|-----------|----------|----------------|-----------|----------|----------------|-----------|----------|
| | (FS) STC | (FS) NOCT | (RS) STC | (FS) STC | (FS) NOCT | (RS) STC | (FS) STC | (FS) NOCT | (RS) STC | (FS) STC | (FS) NOCT | (RS) STC |
| Maximum power [W] | 655 | 496 | 459 | 660 | 500 | 463 | 665 | 504 | 467 | 670 | 508 | 471 |
| Maximum working voltage [V] | 37.59 | 35.09 | 38.01 | 37.79 | 35.29 | 38.28 | 37.99 | 35.49 | 38.51 | 38.19 | 35.69 | 38.74 |
| Maximum working current [A] | 14.43 | 14.14 | 12.08 | 17.47 | 14.17 | 12.11 | 17.51 | 14.21 | 12.13 | 17.55 | 14.24 | 12.16 |
| Open circuit voltage [V] | 45.49 | 42.79 | 45.66 | 45.69 | 42.99 | 45.86 | 45.89 | 43.19 | 46.06 | 46.09 | 43.39 | 46.26 |
| Short circuit current [A] | 18.49 | 14.88 | 12.87 | 18.52 | 14.93 | 12.91 | 18.58 | 14.98 | 12.94 | 18.63 | 15.03 | 12.98 |
| EFF [%] | 21.09% | | | 21.25% | | | 21.41% | | | 21.57% | | |
| Power tolerance (W) | 0 ~+5W | | | | | | | | | | | |
| Short circuit current temperature coefficient | +0.051%/°C | | | | | | | | | | | |
| Open circuit voltage temperature coefficient | -0.260%/°C | | | | | | | | | | | |
| Maximum power temperature coefficient | -0.340%/°C | | | | | | | | | | | |
| STC | Irradiance 1000W/m ² , Cell temperature 25° C, Spectral AM1.5 | | | | | | | | | | | |
| NOCT | Irradiance 800W/m ² , Ambient temperature 20°C , Spectrum AM1.5, Wind speed 1m/s | | | | | | | | | | | |

Note: The electrical performance in this product catalog do not only refer to a single module, or are they promised in the contract. The electrical parameters are only used for comparison between different module types.